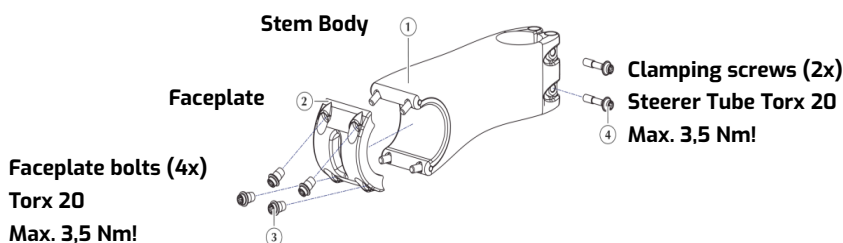


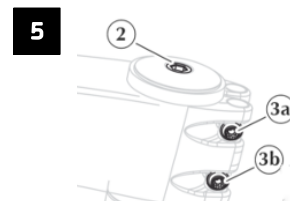
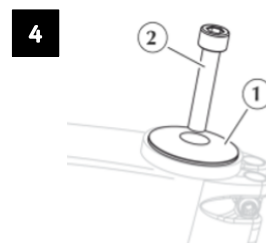
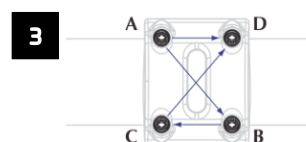
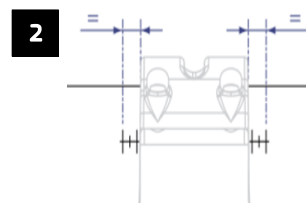
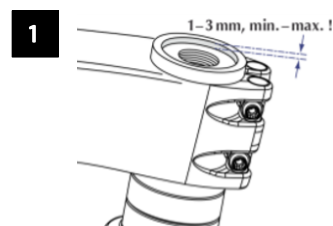
Assembly Instructions Stem TLO (Road: 80 – 120 mm; Gravel/MTB: 80 mm)

EN

Your stem is made of carbon fibers, which are extremely tear-resistant, but sensitive to notching and pressure. Therefore, the following safety measures apply:



1. Install the stem on the steer tube until it audibly contacts the top spacer or the steer bearing. Make sure that an overlap of 2 mm is present between the upper edge of the top spacer (recommended) and between the upper edges of the stem and steerer tube.
2. Slacken the clamping screws which fix the handlebar to the stem and push the handlebar in the stem from the front. Align the handlebar centrally.
 - 2.1 The width of the intended clamping area of the handlebar should be at least 40 mm.
 - 2.2 Check that the distance between the stem and the faceplate (2) is as equal as possible at the top and bottom.
3. Tighten the clamping screws (A-B-C-D) of the faceplate, clamp alternately cross-wise up to max. 3,5 Nm. Do not exceed the maximum permitted tightening torque
4. Install the headset cap (1). Drive in the top cap adjusting screw (2) clockwise. Set the bearing clearance. Push your bike back and forth a little with the front brake on. If necessary, tighten the screw a little more and check the mobility again. 1 NM is usually sufficient here. Align the handlebar stem straight forward in the direction of riding.
5. Tighten the two clamping screws (3a) + (3b) alternately to a tightening torque up to max. **3,5 Nm**.



SAFETY & WARRANTY:

If the specified maximum values are exceeded, you put your safety and health at risk and the warranty expires.

3-year warranty on SCHMOLKE Carbon products

You have purchased a quality product that is carefully handmade in Germany and then individually checked. Since we produced the first road handlebar made of carbon fiber in 1992, we have been setting standards in terms of weight and durability in terms of weight and durability. In addition to the positive test results of our products, we also see ourselves confirmed by the many professional athletes who count on our components in their daily training and competition. All SCHMOLKE Carbon bike parts are designed in several layers after computer-aided analysis of the forces that occur and are optimally adapted to the respective rider type.

We will replace your SCHMOLKE Carbon bike part free of charge in the event of a material-related crack or breakage within the first 3 years from the date of purchase (first ownership). Therefore, register your new product to receive the full warranty. Simply scan the QR code on the right!



V2023-01